

Your Quick Guide to Change Passwords

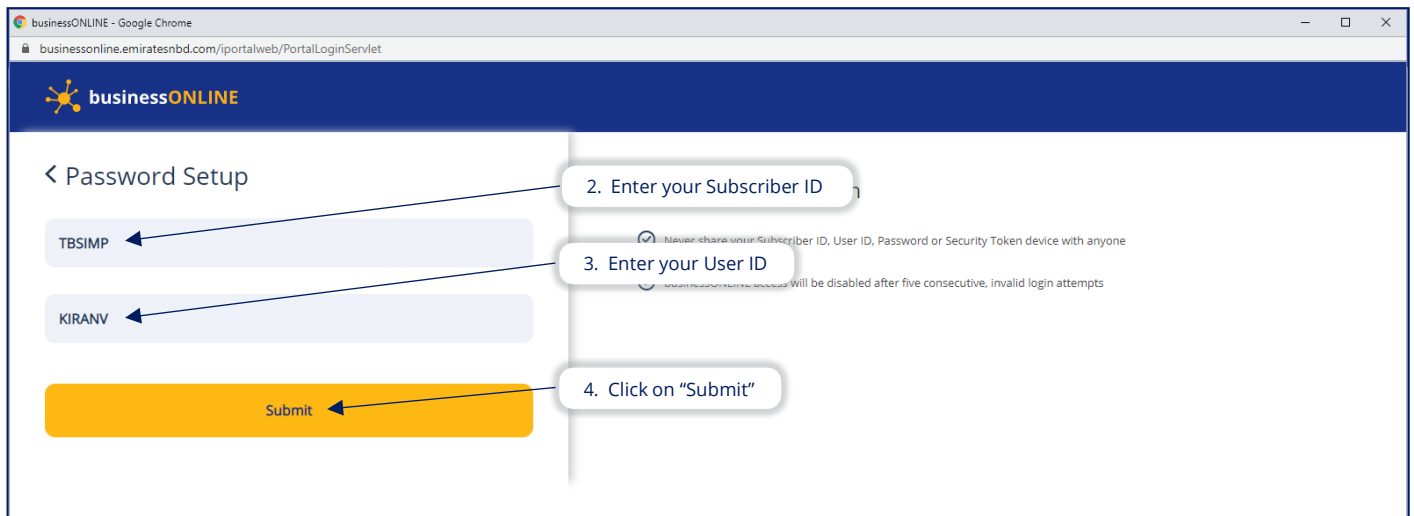
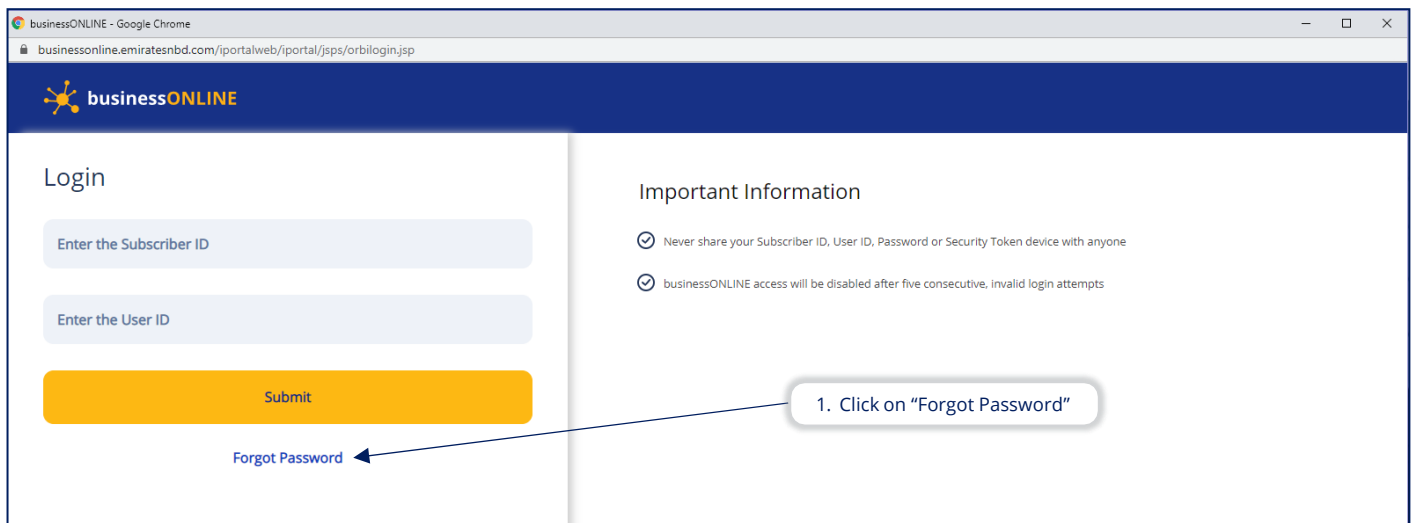


You can change your **businessONLINE** password through any of the below methods –

- Use the “forgot password” link – if you are unable to recollect your password
- Use the “change password” option after logging in

Using the ‘forgot password’ link

Navigate to our website link: <https://businessonline.emiratesislamic.ae/>



Your Quick Guide to Change Passwords



businessONLINE - Google Chrome
businessonline.emiratesnbd.com/iportalweb/PortalLoginServlet

businessONLINE

< Authentication

5. Select the Authentication Type (e.g. OTP)

6. Click on "Generate / Regenerate OTP"

OTP

Generate/Regenerate OTP

Enter the OTP

Submit

Important Information

Never share your Subscriber ID, User ID, Password or Security Token device with anyone

businessONLINE access will be disabled after five consecutive, invalid login attempts

businessONLINE - Google Chrome
businessonline.emiratesnbd.com/iportalweb/PortalLoginServlet#

businessONLINE

< Authentication

7. Enter the OTP received on your mobile device.

8. Click on "Submit".

OTP

OTP has been sent to your registered mobile number.
You can generate a new OTP in : 07 seconds

.....

Submit

Important Information

Never share your Subscriber ID, User ID, Password or Security Token device with anyone

businessONLINE access will be disabled after five consecutive, invalid login attempts

Your Quick Guide to Change Passwords



businessONLINE - Google Chrome
businessonline.emiratesnbd.com/portalweb/PortalLoginServlet

businessONLINE

< PASSWORD SETUP

9. Create a new password using the guidelines listed in the "Password Requirements" section, below.

10. Re-enter your new password.

11. Click on "Submit"

Submit

- ✓ Never share your Subscriber ID, login User ID, Password or Security Token device with anyone
- ✓ businessONLINE access will be disabled after five consecutive, invalid login attempts

! Password Requirements

- Your password should be 10 - 32 characters (A-Z, a-z, 0-9, special characters only).
- Your password should contain one upper case, one lower case, one number and one special character.
- Your password should not be the same as your User ID.
- Your password should not be the same as your last 5 passwords.

businessONLINE - Google Chrome
businessonline.emiratesnbd.com/portalweb/PortalLoginServlet

businessONLINE

Your password has been setup successfully.

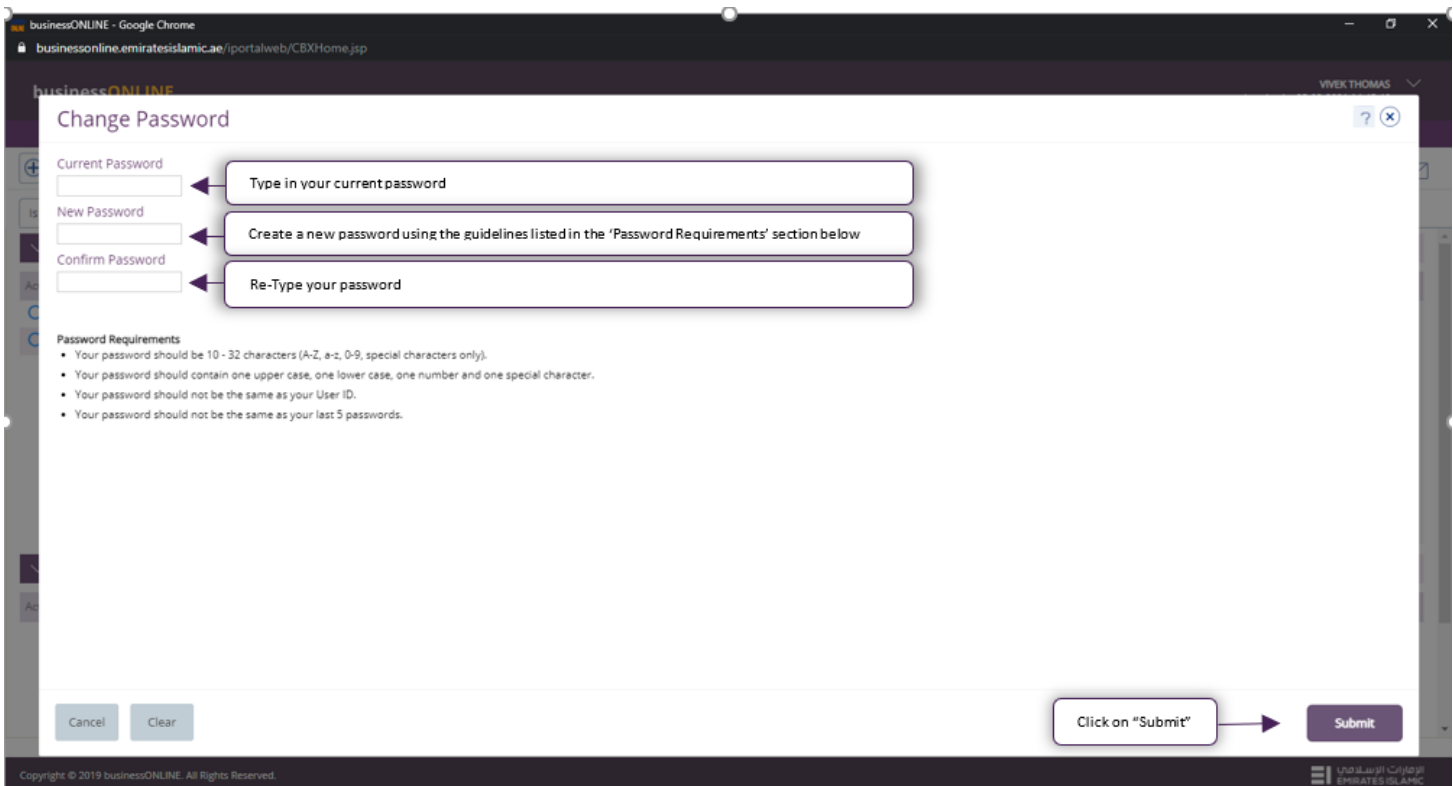
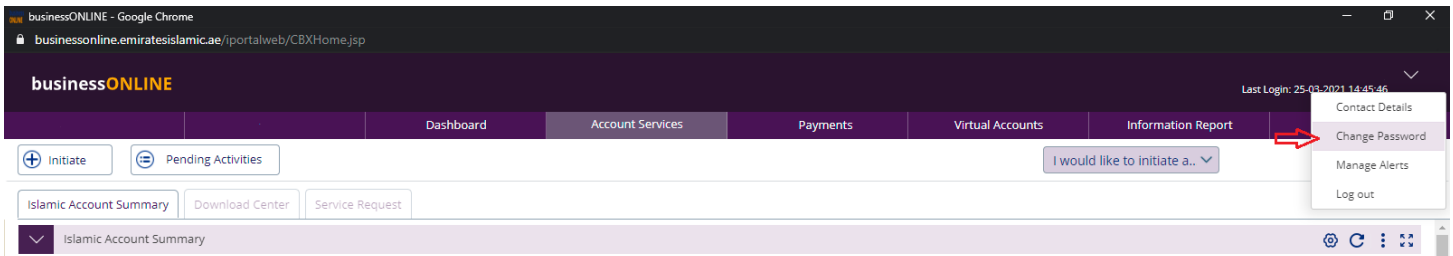
Login

12. Click on "Login" to return to the home page. User your new password to login.

Your Quick Guide to Change Passwords



Using the 'change password' option (after logging in)



Your Quick Guide to Change Passwords



Confirmation

Your Password has been changed successfully.
Please login with New Password.

OK

Your user ID will be logged out and you would be able to login once again, using your new password.

Contact Us

Our Client Servicing team is available to assist you with any queries and can be reached on:



+971 4 3160065 |



EbusinessONLINEhelp@emiratesislamic.ae